

**Site Usage**

**139 Visits**

Previous: 137 (1.46%)

**48.92% Bounce Rate**

Previous: 56.93% (-14.07%)

**364 Pageviews**

Previous: 365 (-0.27%)

**00:02:29 Avg. Time on Site**

Previous: 00:02:35 (-3.42%)

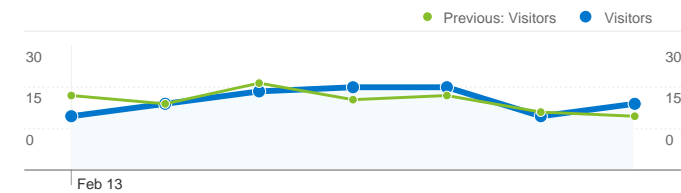
**2.62 Pages/Visit**

Previous: 2.66 (-1.71%)

**42.45% % New Visits**

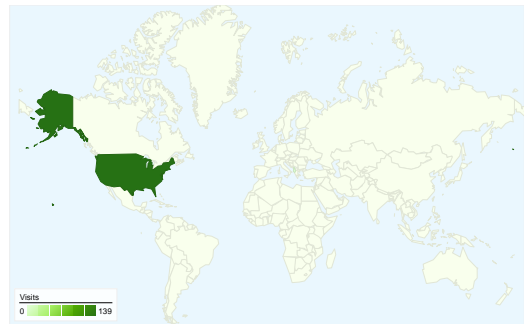
Previous: 45.26% (-6.21%)

**Visitors Overview**



**Visitors**  
**92**

**Map Overlay**

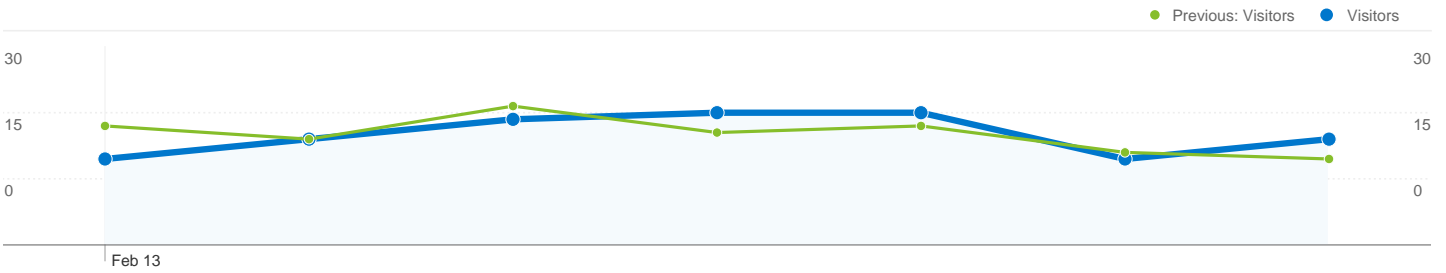


**Traffic Sources Overview**



- **Search Engines**  
93.00 (66.91%)
- **Referring Sites**  
24.00 (17.27%)
- **Direct Traffic**  
22.00 (15.83%)

Content Overview		
Pages	Pageviews	% Pageviews
/index.htm		
Feb 13, 2012 - Feb 19, 2012	167	45.88%
Feb 6, 2012 - Feb 12, 2012	173	47.40%
% Change	-3.47%	-3.20%
/cabininfo.htm		
Feb 13, 2012 - Feb 19, 2012	50	13.74%
Feb 6, 2012 - Feb 12, 2012	21	5.75%
% Change	138.10%	138.75%
/parkinfo.htm		
Feb 13, 2012 - Feb 19, 2012	30	8.24%
Feb 6, 2012 - Feb 12, 2012	29	7.95%
% Change	3.45%	3.73%
/photoalbum1.htm		
Feb 13, 2012 - Feb 19, 2012	25	6.87%
Feb 6, 2012 - Feb 12, 2012	22	6.03%
% Change	13.64%	13.95%
/campgroundinfo.htm		
Feb 13, 2012 - Feb 19, 2012	20	5.49%
Feb 6, 2012 - Feb 12, 2012	19	5.21%
% Change	5.26%	5.55%



**92 people visited this site**

**139 Visits**  
 Previous: 137 (1.46%)

**92 Absolute Unique Visitors**  
 Previous: 93 (-1.08%)

**364 Pageviews**  
 Previous: 365 (-0.27%)

**2.62 Average Pageviews**  
 Previous: 2.66 (-1.71%)

**00:02:29 Time on Site**  
 Previous: 00:02:35 (-3.42%)

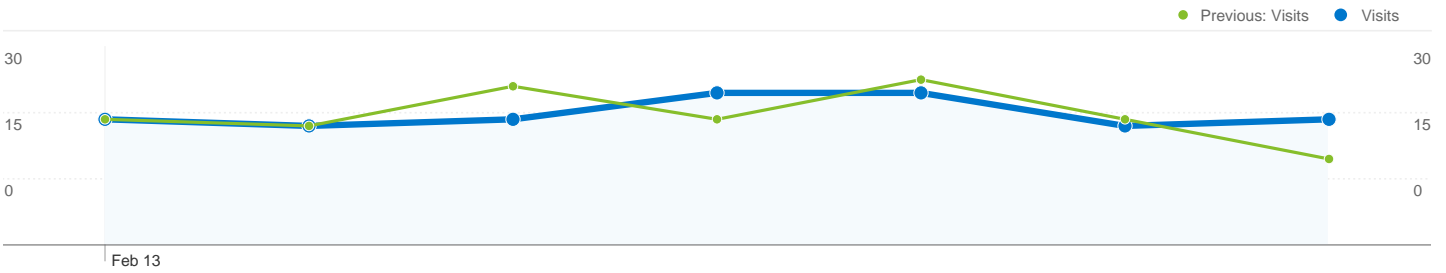
**48.92% Bounce Rate**  
 Previous: 56.93% (-14.07%)

**42.45% New Visits**  
 Previous: 45.26% (-6.21%)

**Technical Profile**

Browser	Visits	% visits
<b>Internet Explorer</b>		
Feb 13, 2012 - Feb 19, 2012	98	70.50%
Feb 6, 2012 - Feb 12, 2012	84	61.31%
% Change	16.67%	14.99%
<b>Firefox</b>		
Feb 13, 2012 - Feb 19, 2012	16	11.51%
Feb 6, 2012 - Feb 12, 2012	15	10.95%
% Change	6.67%	5.13%

Safari		
Feb 13, 2012 - Feb 19, 2012	10	7.19%
Feb 6, 2012 - Feb 12, 2012	12	8.76%
% Change	-16.67%	-17.87%
Android Browser		
Feb 13, 2012 - Feb 19, 2012	8	5.76%
Feb 6, 2012 - Feb 12, 2012	16	11.68%
% Change	-50.00%	-50.72%
Chrome		
Feb 13, 2012 - Feb 19, 2012	7	5.04%
Feb 6, 2012 - Feb 12, 2012	7	5.11%
% Change	0.00%	-1.44%



## All traffic sources sent a total of 139 visits

**15.83% Direct Traffic**

Previous: 21.90% (-27.72%)

**17.27% Referring Sites**

Previous: 10.95% (57.70%)

**66.91% Search Engines**

Previous: 67.15% (-0.37%)



**Search Engines**  
93.00 (66.91%)

**Referring Sites**  
24.00 (17.27%)

**Direct Traffic**  
22.00 (15.83%)

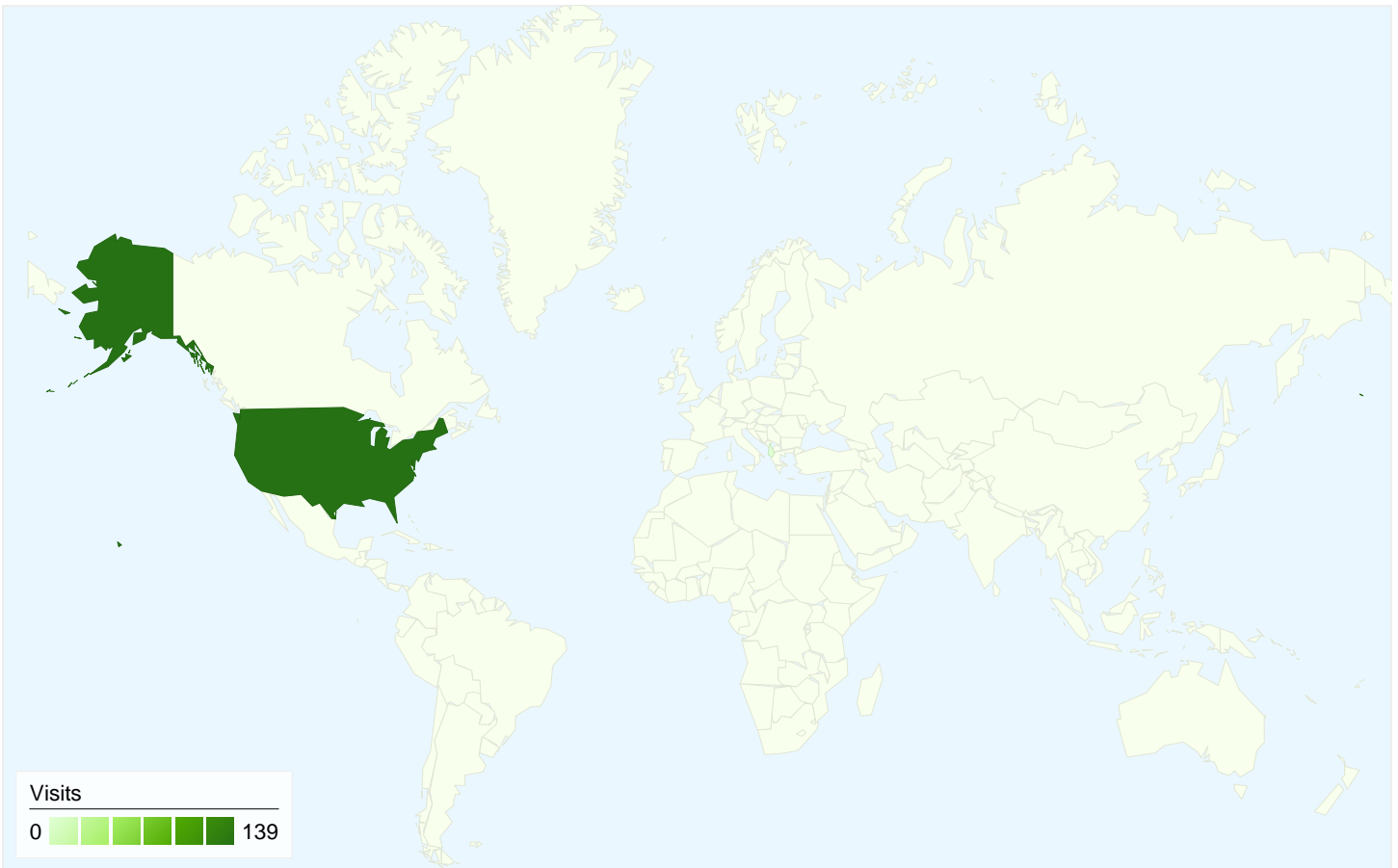
## Top Traffic Sources

Sources	Visits	% visits
google (organic)		
Feb 13, 2012 - Feb 19, 2012	68	48.92%
Feb 6, 2012 - Feb 12, 2012	73	53.28%
% Change	-6.85%	-8.19%
(direct) ((none))		
Feb 13, 2012 - Feb 19, 2012	22	15.83%
Feb 6, 2012 - Feb 12, 2012	30	21.90%
% Change	-26.67%	-27.72%
bing (organic)		
Feb 13, 2012 - Feb 19, 2012	18	12.95%
Feb 6, 2012 - Feb 12, 2012	13	9.49%
% Change	38.46%	36.47%
facebook.com (referral)		
Feb 13, 2012 - Feb 19, 2012	6	4.32%
Feb 6, 2012 - Feb 12, 2012	1	0.73%
% Change	500.00%	491.37%
yahoo (organic)		

Keywords	Visits	% visits
scharnberg park		
Feb 13, 2012 - Feb 19, 2012	22	23.66%
Feb 6, 2012 - Feb 12, 2012	17	18.48%
% Change	29.41%	28.02%
(not provided)		
Feb 13, 2012 - Feb 19, 2012	8	8.60%
Feb 6, 2012 - Feb 12, 2012	14	15.22%
% Change	-42.86%	-43.47%
scharnberg park		
Feb 13, 2012 - Feb 19, 2012	6	6.45%
Feb 6, 2012 - Feb 12, 2012	3	3.26%
% Change	100.00%	97.85%
schaumburg park spencer iowa		
Feb 13, 2012 - Feb 19, 2012	5	5.38%
Feb 6, 2012 - Feb 12, 2012	1	1.09%
% Change	400.00%	394.62%
clay county conservation board		

Feb 13, 2012 - Feb 19, 2012	6	4.32%
Feb 6, 2012 - Feb 12, 2012	3	2.19%
% Change	100.00%	97.12%

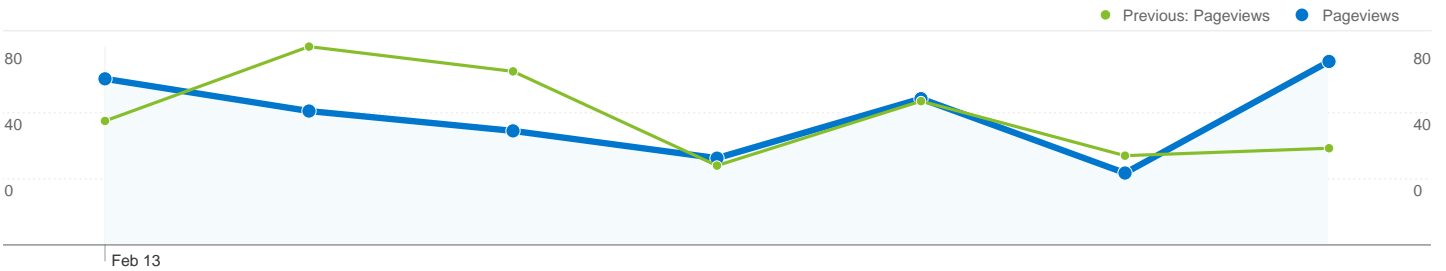
Feb 13, 2012 - Feb 19, 2012	3	3.23%
Feb 6, 2012 - Feb 12, 2012	3	3.26%
% Change	0.00%	-1.08%



### 139 visits came from 2 countries/territories

Site Usage

Visits	Pages/Visit	Avg. Time on Site	% New Visits	Bounce Rate	
<b>139</b> Previous: 137 (1.46%)	<b>2.62</b> Previous: 2.66 (-1.71%)	<b>00:02:29</b> Previous: 00:02:35 (-3.42%)	<b>42.45%</b> Previous: 45.26% (-6.21%)	<b>48.92%</b> Previous: 56.93% (-14.07%)	
Country/Territory	Visits	Pages/Visit	Avg. Time on Site	% New Visits	Bounce Rate
United States					
February 13, 2012 - February 19, 2012	<b>139</b>	2.62	00:02:29	42.45%	48.92%
February 6, 2012 - February 12, 2012	<b>136</b>	2.67	00:02:36	44.85%	57.35%
% Change	<b>2.21%</b>	<b>-1.89%</b>	<b>-4.03%</b>	<b>-5.37%</b>	<b>-14.70%</b>
Albania					
February 13, 2012 - February 19, 2012	<b>0</b>	0.00	00:00:00	0.00%	0.00%
February 6, 2012 - February 12, 2012	<b>1</b>	2.00	00:00:21	100.00%	0.00%
% Change	<b>-100.00%</b>	<b>-100.00%</b>	<b>-100.00%</b>	<b>-100.00%</b>	<b>0.00%</b>



### Pages on this site were viewed a total of 364 times

**364 Pageviews**

Previous: 365 (-0.27%)

**278 Unique Views**

Previous: 254 (9.45%)

**48.92% Bounce Rate**

Previous: 56.93% (-14.07%)

### Top Content

Pages	Pageviews	% Pageviews
<b>/index.htm</b>		
Feb 13, 2012 - Feb 19, 2012	167	45.88%
Feb 6, 2012 - Feb 12, 2012	173	47.40%
% Change	-3.47%	-3.20%
<b>/cabininfo.htm</b>		
Feb 13, 2012 - Feb 19, 2012	50	13.74%
Feb 6, 2012 - Feb 12, 2012	21	5.75%
% Change	138.10%	138.75%
<b>/parkinfo.htm</b>		
Feb 13, 2012 - Feb 19, 2012	30	8.24%
Feb 6, 2012 - Feb 12, 2012	29	7.95%
% Change	3.45%	3.73%
<b>/photoalbum1.htm</b>		
Feb 13, 2012 - Feb 19, 2012	25	6.87%
Feb 6, 2012 - Feb 12, 2012	22	6.03%
% Change	13.64%	13.95%
<b>/campgroundinfo.htm</b>		

Feb 13, 2012 - Feb 19, 2012	20	5.49%
Feb 6, 2012 - Feb 12, 2012	19	5.21%
% Change	5.26%	5.55%